



GETTING STARTED GUIDE

Online and on-demand, Atomic Learning creates flexible training opportunities with instant access to answers on common “how-to” questions.

Ready to get started?

Find an Answer to a Tech Question

The Find an Answer to a Tech Question area allows you to quickly find the answer to a specific how-to technology question.

- Type your question or keywords into the text field.
- Set any filters you’d like to use in the dropdown menus below. By checking the box next to ‘View only preferred filters’ you may limit results to your preferred training.
- Click the ‘Search’ button.
- The resulting list contains application titles. Click an application title to expand the list and displaying individual lessons, then click a lesson title to view the tutorial in the player window.

Browse Available Training

The Browse Training area allows you to quickly access available resources with a few simple clicks and browse all available training topics.

Tutorials

Atomic Learning offers a complete training library of show-and-tell training tutorials on over 205 of the most common applications.

- To access the tutorial library, check the ‘Tutorials’ box.

My Training

The ‘My Training’ area includes your Favorites.

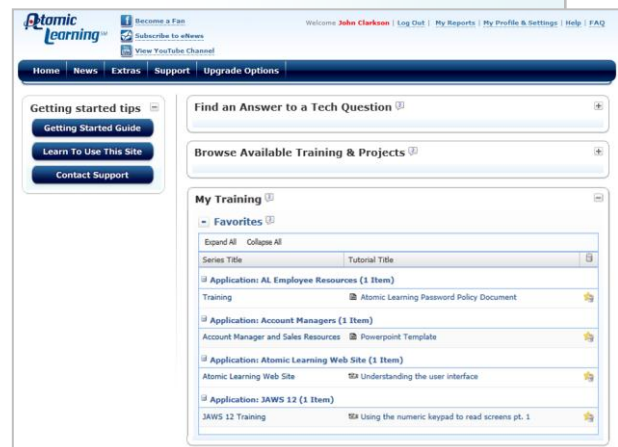
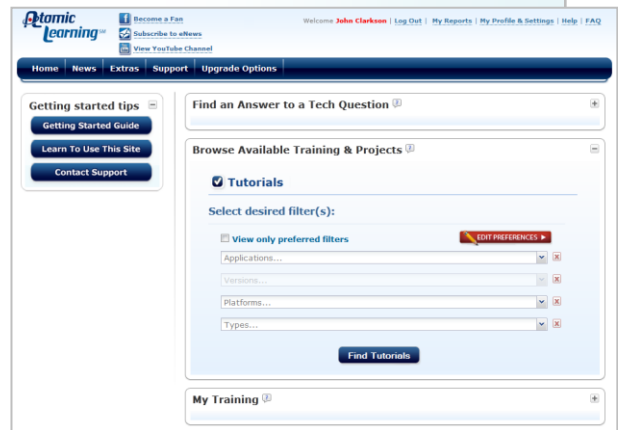
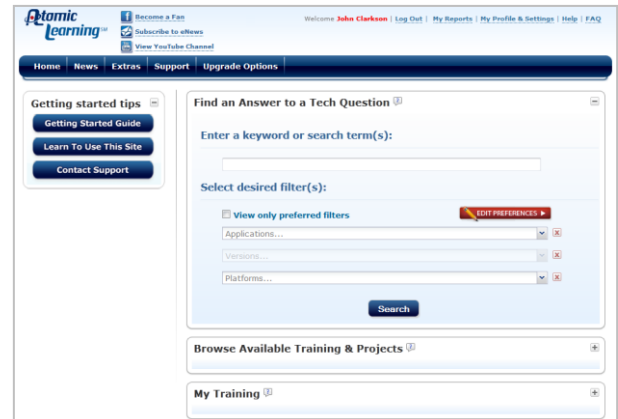
Favorites

As you browse and search for tutorials, you’ll notice a gray star icon next to each tutorial. Clicking the star or ‘Add to Favorites’ when viewing a tutorial will add the tutorial to your Favorites list.

- To view a tutorial in your Favorites, click the tutorial title.
- To view a complete course, click the series title.
- To remove a tutorial from your Favorites, click the trash can icon in the right column, and then click ‘OK’ in the confirmation box.

Additional Resources

- [Atomic Learning Web Site Tutorial Series](#)
- Support: cs@AtomicLearning.com or 866-259-6890, ext. 8



NOTE: Depending upon your subscription level and access method you may not have access to all training and/or features

